

APPENDIX K

TRIM & THRESHOLDS

MOLDINGS USED WITH HARDWOOD FLOORS

Wood floors require expansion space at the wall and all vertical obstructions. Moldings are used to cover the expansion area, to hide cut ends, to adjust height differences or transitions between floors and to aesthetically finish the area. Profiles are many and vary through the industry. Here are some examples of standard profiles.



Baseboard



Baseshoe




Quarter Round



Reducer



Threshold/Saddle



Baby Threshold

- **BASEBOARD** -- from 3/8" and thicker, from 1 1/2" and higher used to protect the wall and cover expansion space.

- **BASE SHOE** -- from 3/8" to 5/8" thick, from 1/2" to 1" high; used instead of baseboard or with baseboard to on vertical surfaces/bases to complete expansion coverage; flexible enough to conform to irregular surfaces.

- **QUARTER ROUND** -- one quarter of a full round; from 1/2" to 1"; used as an alternative to base shoe in some area.

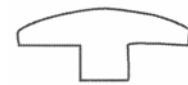
- **REDUCER** -- from 5/16" to 3/4" thick, 1" to 3 1/2"+ wide; used to make transition in thickness from wood floor down to thinner surface, generally through door openings. Also used to cover expansion space around vertical surfaces such as fireplace hearths when mounted directly to surface of flooring.

- **THRESHOLD** -- from 5/16" to 3/4" thick, many widths; used to make the transition at doorways, between interior rooms and to the outside. Can be custom milled to any size.

- **BABY THRESHOLD** – often variable in thickness– used to cover expansion space in perimeter areas where vertical molding cannot be used, and to transition to thicker material, such as carpet. Example: Stone, brick wall and hearths as well as floor to ceiling glass and sliding doors. May also be used at existing door thresholds.

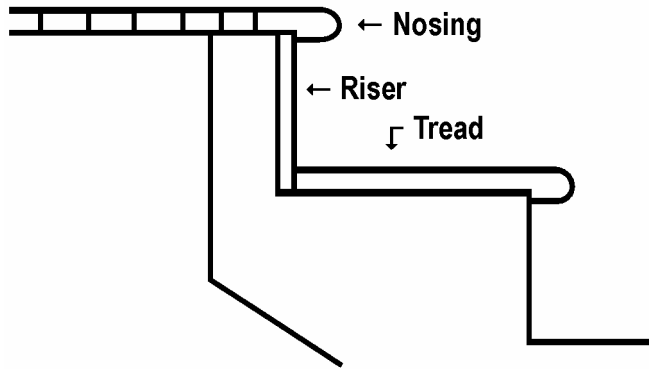
- **T-MOLDINGS** -- 5/8" thick by 2" wide, beveled down on both sides with a T-configuration used for transition from one hard surface floor to another.

- **CUSTOM MOLDINGS** - Moldings created for unusual circumstances may be manufactured to job site requirements to complement the wood floor and allow for proper transition and coverage of expansion space.



T-Moldings

STAIRS/STEPS



- STAIR RISER -- 3/4" thick, various heights and lengths, used to create the vertical "rise" in the step.
- STAIR TREAD -- 3/4" to 1 1/16" thick, various widths and lengths. It is the actual step surface.
- NOSING -- also called stair nosing, bull nose, stairwell trim, landing tread. Thickness same as flooring. Used to create finished edge on top step, around stairwell, sunken living room, etc.